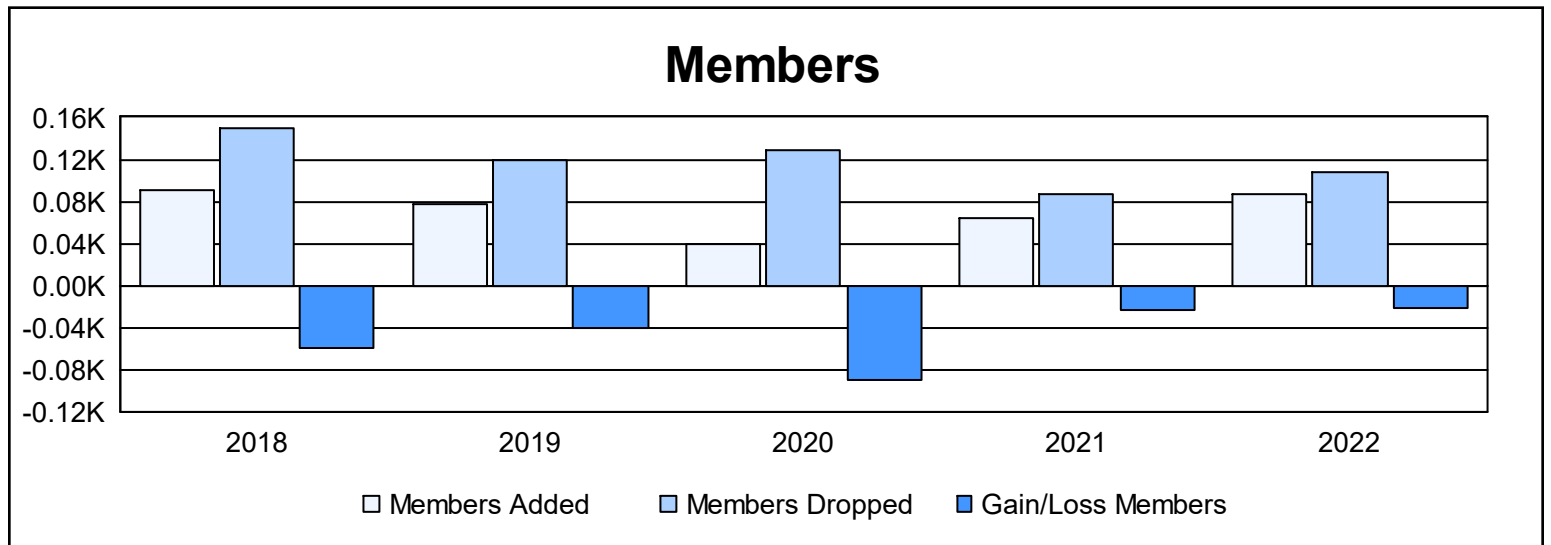
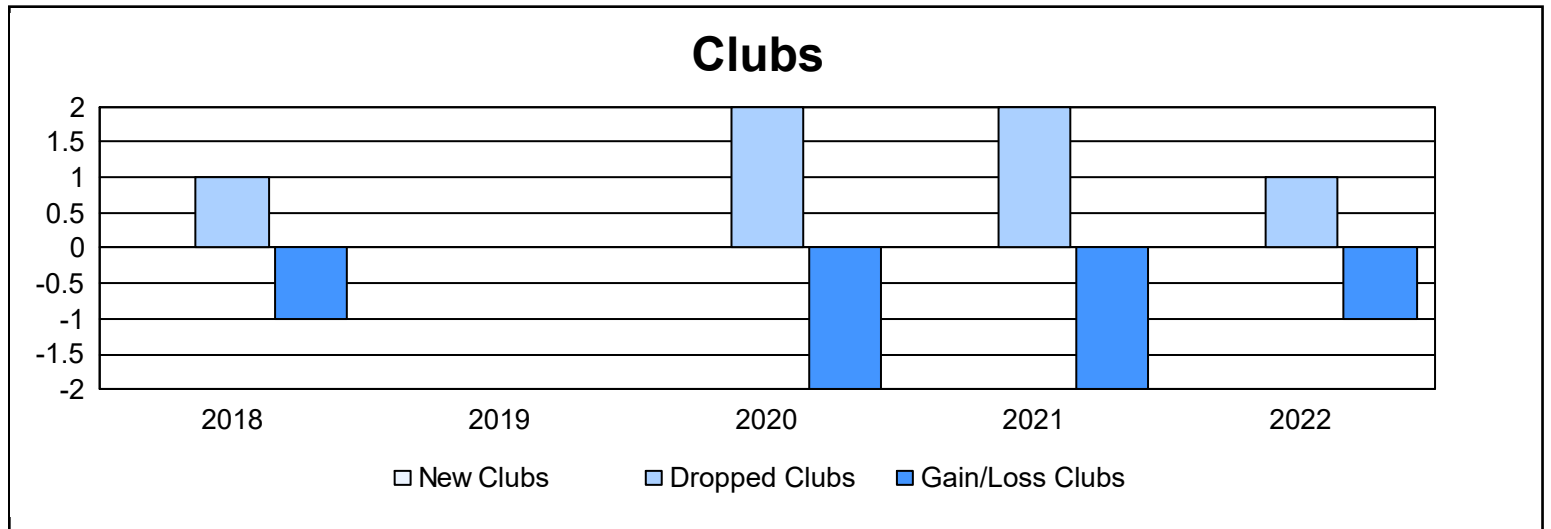
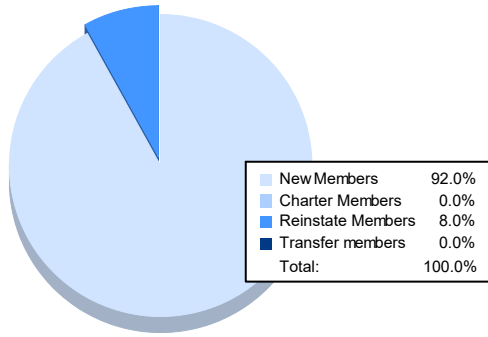


| Year           | New Clubs | Dropped Clubs | Gain/ Loss Clubs | New Members | Charter Members | Reinstate Members | Transfer Members | Total Member Added | Total Members Dropped | Gain/ Loss Members |
|----------------|-----------|---------------|------------------|-------------|-----------------|-------------------|------------------|--------------------|-----------------------|--------------------|
| 2017-2018      | 0         | 1             | -1               | 83          | 0               | 4                 | 3                | 90                 | 150                   | -60                |
| 2018-2019      | 0         | 0             | 0                | 69          | 1               | 2                 | 6                | 78                 | 119                   | -41                |
| 2019-2020      | 0         | 2             | -2               | 34          | 1               | 3                 | 1                | 39                 | 129                   | -90                |
| 2020-2021      | 0         | 2             | -2               | 48          | 0               | 10                | 6                | 64                 | 87                    | -23                |
| 2021-2022      | 0         | 1             | -1               | 80          | 0               | 7                 | 0                | 87                 | 108                   | -21                |
| <b>Average</b> | <b>0</b>  | <b>1</b>      | <b>-1</b>        | <b>63</b>   | <b>0</b>        | <b>5</b>          | <b>3</b>         | <b>72</b>          | <b>119</b>            | <b>-47</b>         |



### Membership Composition June 2022 Cumulative



### Gender Composition June 2022 Cumulative

